






Bookrunner League Table of Local South African Bonds, Jan-Mar 2026

13/04/2026

#	Investment Bank	Amount, mln USD	Number of issuers	Number of issues	Share, %	
1	 Standard Bank <small>Also trading as Standard Bank</small>	Standard Bank	3,248	3	9	68.30
2	 NEDBANK	Nedbank Limited	552	8	14	11.61
3	 FIRSTRAND	FirstRand Bank (South Africa)	397	6	10	8.36
4	 ABSA	Absa Bank	344	1	5	7.23
5	 Investec	Investec Bank Limited	214	1	11	4.50
Total		4,755	19	49	100	

[Bookrunner League Table of Local Bonds Methodology](#)